



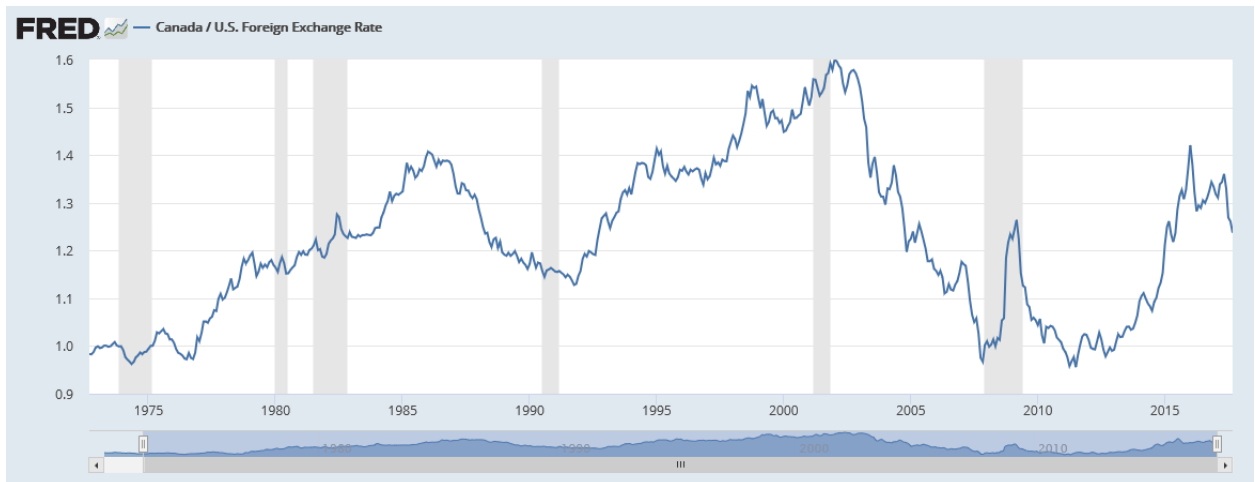
## Canada/USA Foreign Exchange Rate

**eResearch Corporation** is pleased to provide charts, courtesy of the St. Louis Federal Reserve (FRED), showing the relationship of the value of the Canadian dollar against the U.S. dollar, over 45-, 5-, and 1-year periods.

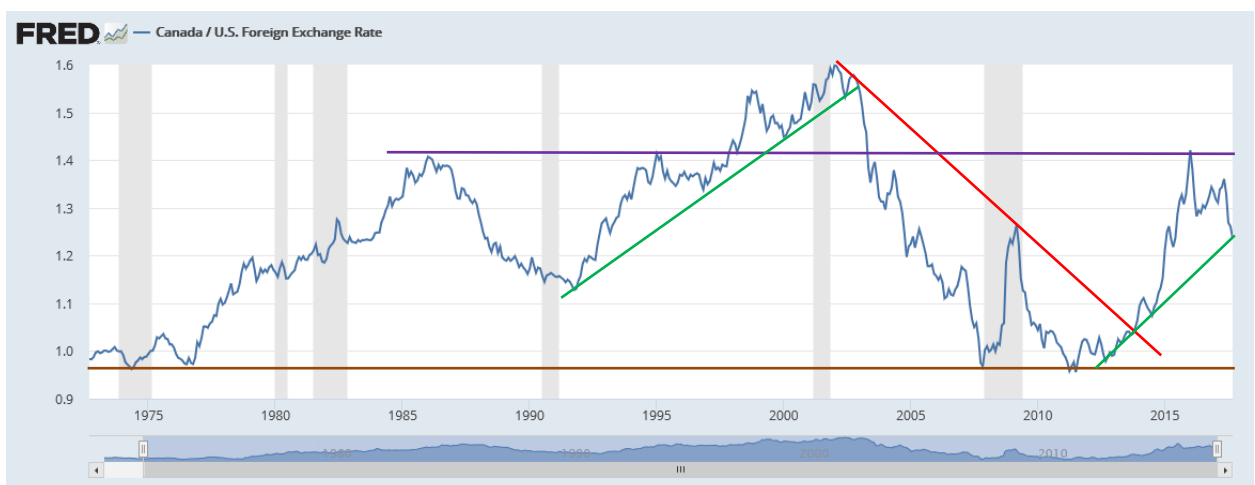
September 10, 2017

### Exchange Rate

The following 45-year chart shows the value of the Canadian dollar against the U.S. dollar, from September 1, 1972 until September 1, 2017. It is currently mid-range.

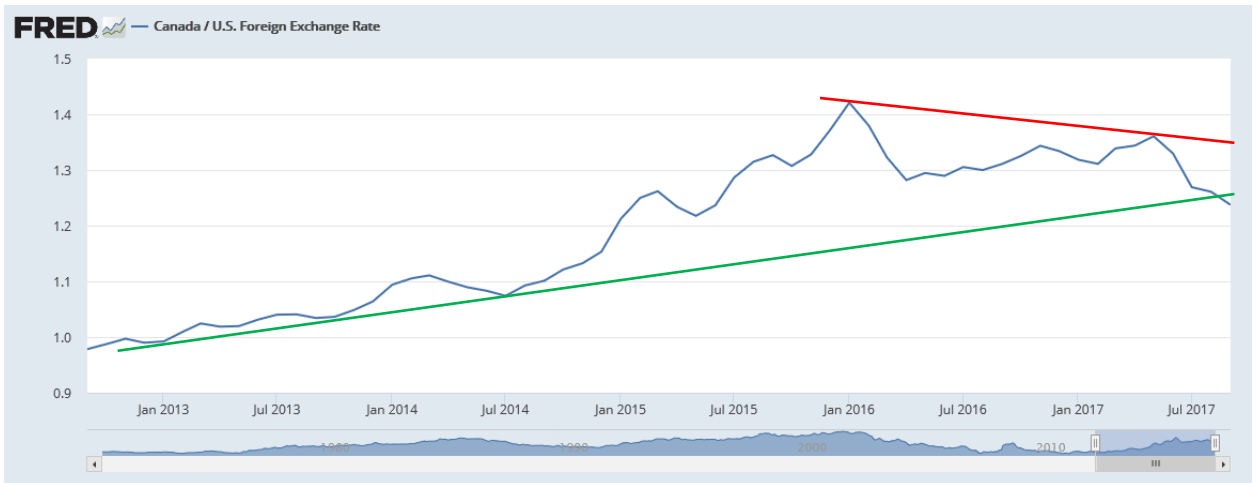


Here is the same chart with some trend-lines drawn on it. Now at a critical point!





Here is the five-year chart, from September 1, 2012 until September 1, 2017.



Finally, here is the one-year chart, from September 1, 2016 until September 1, 2017.



For additional information, or if a different time-frame is wanted, here is the link:

<https://research.stlouisfed.org/fred2/series/EXCAUS>

#####



## DISCLAIMER

**eResearch** was established in 2000 as Canada's first equity issuer-sponsored research organization. As a primary source for professional investment research, our Subscribers (*subscription is free!!!*) benefit by having written research on a variety of small- and mid-cap, under-covered companies. We also provide unsponsored research reports on middle and larger-sized companies, using a combination of fundamental and technical analysis.

We complement our corporate research coverage with a diversified selection of informative, insightful, and thought-provoking research publications from a wide variety of investment professionals. We provide our professional investment research and analysis directly to our extensive subscriber network of discerning investors, and electronically through our website: [www.eresearch.ca](http://www.eresearch.ca).

eResearch does not manage money or trade with the general public, provides full disclosure of all fee arrangements, and adheres to the strict application of its Best Practices Guidelines.